

A photograph of three people in a cafe setting. A woman with curly hair is pointing at a laptop screen. A woman with long dark hair is looking at the screen. A man is holding a white mug and looking at the screen. The background is a red wall with some lights.

# Hybrid and blended learning with Microsoft solutions

L100 – June 2021

# Moving beyond “squares on a screen”

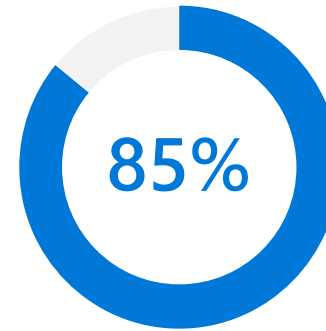
Today, it can be tempting to think of hybrid and blended learning as “squares on a screen,” with students and faculty alike getting video conferencing fatigue from hours of remote connection. But the digital learning paradigm isn’t just about being able to hold class from anywhere—it’s about truly personalizing the learning experience and creating new methods of engagement to include every student. That’s an exciting future.

## Remote learning was necessary but never ideal

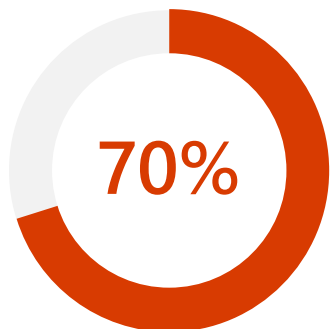


of faculty and educators witnessed a drop in student engagement during the shift to remote learning<sup>1</sup>

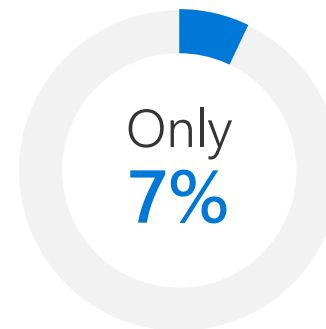
## However, technology represents enormous opportunities for learning



of faculty and educators believe that the pandemic accelerated the future of digital learning by a decade<sup>1</sup>



of faculty and educators are concerned about their ability to deliver engaging, high-value learning experiences<sup>1</sup>



of students believe digital learning will not benefit their education<sup>1</sup>

# Our student-centered approach to hybrid and blended learning

---

*An approach combining in-person and digital learning that builds on successful practices from remote learning to create learner-centered, personalized, inclusive, accessible, and engaging experiences.*

Whether your preferred terminology is blended or hybrid or something else, digital technology is here to stay in education. Our approach is to make the most of that technology to truly center the student in the learning experience. Read our [blog](#) or [whitepaper](#) for an even deeper explanation of this shift.



# Reimagining higher education

Blended learning involves much more than virtual classes—it is a holistic, reimagined learning experience that enables all students to continue their education regardless of global health crises, weather, transportation limitations, or other obstacles. Now that education is shifting into the long-term reality of blended learning, we want to help you to not only respond to the immediate moment but also build a foundation to help all students succeed.



# Reimagining higher education

Below are some of the key features and capabilities that bring these areas to life.

- **Anywhere access** on desktop, mobile, or web
- **Easy file access** for rubrics, assignments, and other course materials
- **Dedicated class channels** generated according to student rosters
- **Large virtual events** for up to 20,000 users
- **Integrated calendars** for simplified class and meeting scheduling
- **External access** for users from outside your institution

- **Virtual class sessions** with recording, digital whiteboard, hand-raising, and innovative class views
- **Breakout rooms** during meetings
- **Real-time collaboration** on documents and files in a central place
- **1:1 and group chat** with integrated apps, polls, gifs, emojis, and more
- **Hands-on virtual labs** hosted in the cloud



- **Student insights** in intuitive data dashboards
- **Integrated grades and tracking** for student engagement, attendance, and other important metrics
  - **Tailored, automated career guidance** to help students build skills and network
  - **Custom apps, flows, and bots** to streamline teaching and respond to students' needs
- **Live captions and translation** for meetings and chats
  - **Automatic accessibility checking** for presentations and documents
  - **Social-emotional gauge** to assess how students are doing
- **Comprehensive, built-in accessibility** features to help include students of all abilities



Florida State University's "Campus Reimagined" initiative created personalized recommendations for students, enabled by Microsoft Teams and Power Apps—leading to enhanced student engagement and a smoother transition to remote learning. Read more [at this link](#).

“ For us, the reward has been so great that I can't even imagine going back to the old way of not using technology for the students. The engagement of the students has been so high, the things we've been able to accomplish have been just amazing.

**- Dr. Solveig Brown**

*Campus Reimagined's Learning and Assessment Expert*



**UNSW**  
SYDNEY

At the University of New South Wales, Dr. David Kellermann revolutionized student engagement with digital tools including the Azure-powered Question Bot, Microsoft Teams, and Surface Hub. Read more about some of Dr. Kellermann's efforts [at this link](#).

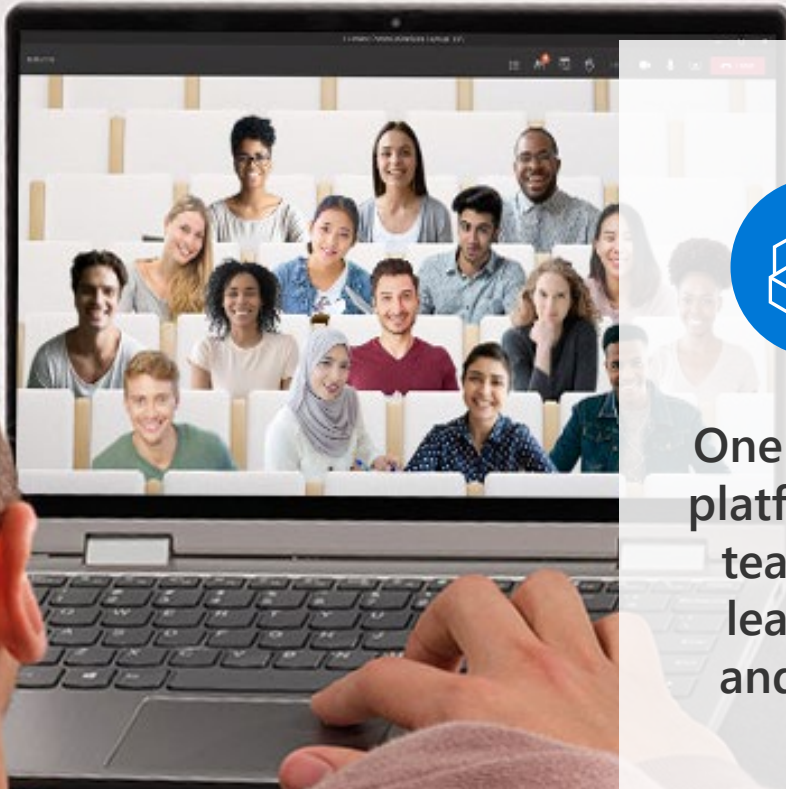
“ These technologies leverage the benefit of each person's learning experience to benefit everyone's overall education. I'm now able to reach over 99% course satisfaction. The experience is multi-modal, it's accessible and it's tailored to the specific needs of every individual student.

**- Dr. David Kellermann**

*Senior Lecturer in the School of Mechanical and Manufacturing Engineering, UNSW*

# How Microsoft enables blended and hybrid learning

Now let's take a deeper dive into the solutions that enable a more student-centered approach to blended and hybrid learning. While the various features and products involved work seamlessly together, we've organized the solution into a few categories...



One unified platform for teaching, learning, and work



Insights and apps to tailor the learning experience



Innovative devices to modernize learning spaces



A foundation of security and accessibility



# A unified learning experience in Microsoft Teams

**Microsoft Teams** provides assignments, quizzes, grades, insights, group and 1:1 chat, polls, connection to hundreds of apps, integration with your LMS, and engaging class sessions.



**Every class has its own team** with a class notebook and grades. Create an engaged class community by posting announcements, assignments, and files for the whole class to collaborate on.

**Class sessions** include features like breakout rooms, screen sharing, hand raising, live captions, meeting chat, and views like Together Mode to promote engagement.

“ For us, moving to Teams was about more than simply updating our communications platform. We saw Teams as an easier entry point for doing just about anything.

- **Niranjana Prabhu**  
CIO & Director of IT,  
Australian Catholic  
University



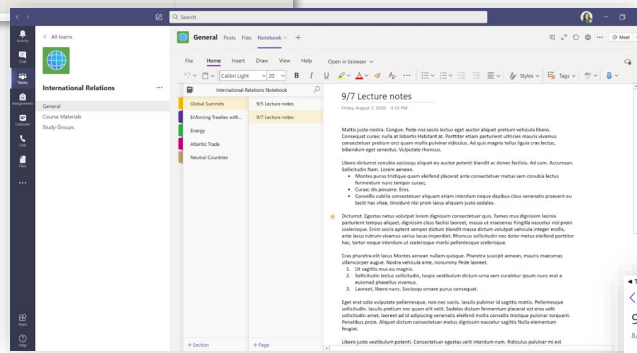
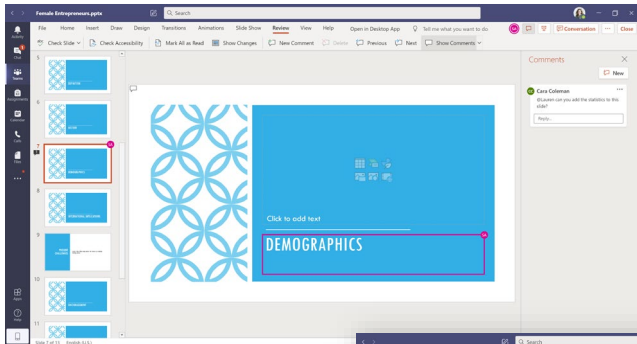


# Real-time collaboration in Microsoft 365

Access all of the familiar productivity apps you need—**Word, PowerPoint, OneNote, and more**—right within Teams, where students and professors can **collaborate and create together**.

## OneNote Class

**Notebooks** offer a personal workspace for every student to take notes and easily access course materials.




Collaborate on files in real-time **without ever leaving Teams**. Add comments and tag members of the class.



“Office 365 is compatible with everything you’re going to do in school. Now, everything is all in one area, and it’s going to save you all this time. And I think that’s where the light bulb is going to go off.

- **Samuel Rickert**  
Junior & VP, Student Affairs, University of Alabama



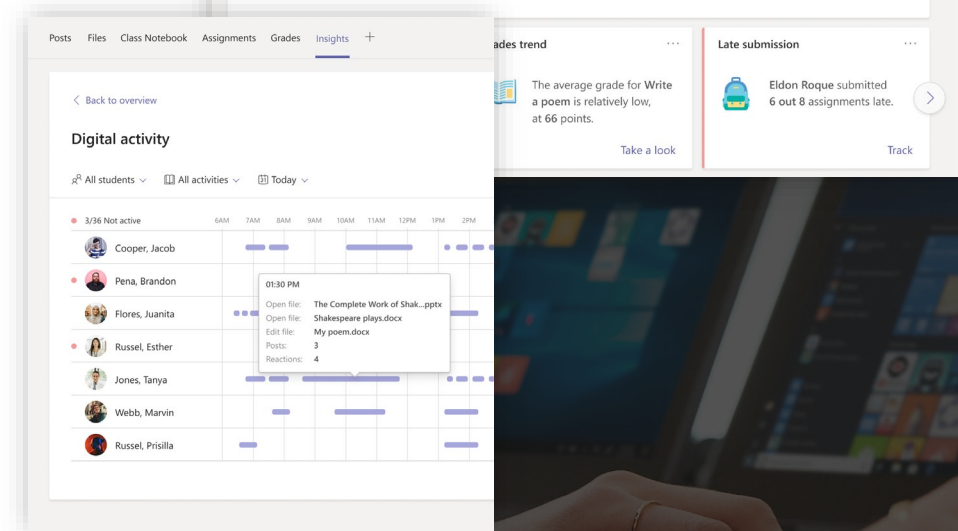
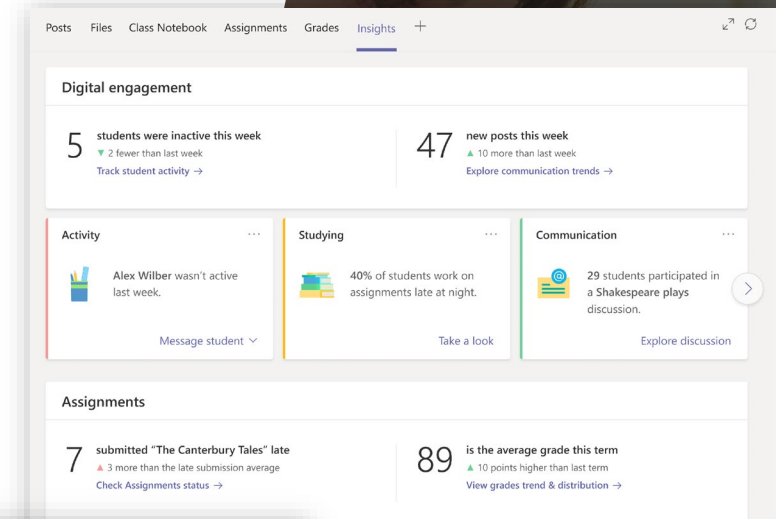


# Tailored student insights within Microsoft Teams

**Education Insights in Teams** provide real-time analytics and visualizations of student progress within a class team.

Faculty are presented with **meaningful, reliable data** to make informed decisions regarding their learning communities—helping to ensure students' **emotional, social, and academic needs** are being met.

Faculty can click on a section to view **detailed analytics** about digital activity, grade trends, submission deadlines, communication, time management, and more.





# Data dashboards and custom apps in Power Platform

**Power Platform** allows you to automate processes with apps, flows, and bots that open right in Teams. No coding experience is required.



## Power Apps

Create custom apps to promote digital engagement and learning



## Power Automate

Expedite time-consuming tasks like assessments, compliance, and more



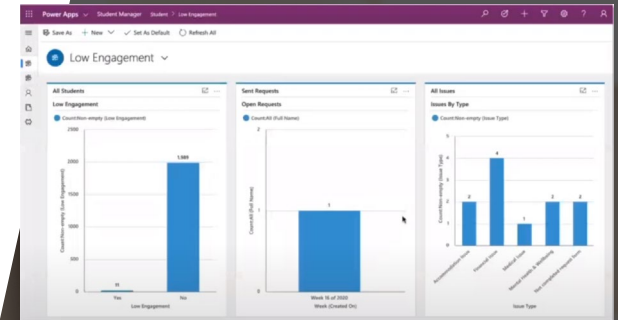
## Power BI

Get actionable, data-driven insights about students or key school processes



## Power Virtual Agents

Employ chatbots to answer questions, learn from responses, and give insights



ANS developed a Power Platform solution to identify **students falling below desired engagement levels.**

- Power Automate sends an email to the student asking if they need help when engagement falls below designated thresholds
- The student fills out a quick form, which is then sent to an app used by university support
- An AI-infused chatbot can also notify the support team, with all data visualized in Power BI



# Blended learning with Teams Rooms

**Microsoft Teams Rooms** enable every student to be seen, heard, and fully participate from anywhere. Using Teams-certified cameras, mics, speakers, and touch panels, you get a blended class environment with high-quality A/V that works smoothly.

“ We knew we wanted to use Team as our platform for video teleconferencing and for enabling online and hybrid instruction. Teams Rooms offered the devices that allowed the learning to happen on Teams.

- **Jason Hair**  
Senior Director of Infrastructure  
and Operations  
University of South Florida IT





# Flexible learning with Microsoft Surface

Microsoft offers a [portfolio of Surface devices](#) with touch and inking for more experiential and accessible learning, plus LTE options, built-in security, powerful processors, HD cameras, long-lasting battery, and an optimized Microsoft 365 experience.

“ The students were simply more comfortable with Surface Pro. They liked how it was easy to deploy, easy to manage and carry, the compact style, touchscreen features, laptop/tablet functionality.

- Dr. Lawrence Potter, Jr.  
Chief Academic Officer  
University Of District of Columbia

Certain Surface devices can **switch between laptop mode and tablet mode** so that students and faculty can choose the setup that works best for them.





# Foundational security

Microsoft takes security seriously—investing over \$1 billion per year in security research and development and employing thousands of security experts who work around the clock to help keep your data safe.



## Identity and access management

Ensure secure connections between people, devices, apps, and data with a holistic and flexible identity solution



## Information protection

Protect your sensitive data everywhere, even in transit and when shared, and maintain visibility into and control over file use



## Threat protection

Detect and investigate advanced threats, compromised identities, and malicious actions both on-prem and in the cloud



## Cloud security

Get comprehensive, cross-cloud protection with Microsoft cloud security solutions



The incident detection and response capabilities we get with Office 365 Advanced Threat Protection give us far more coverage than we've had before. This is a really big deal for us.

**Jason Youngers**

Director and Information Security Officer, Ithaca College



# Built-in accessibility

Microsoft builds accessibility directly into our solutions, helping to include those with physical or invisible disabilities. Windows, Microsoft 365, and Microsoft Teams all support accessible learning experiences—whether **online, blended, or in-person**. A few examples of built-in tools...



## Vision

Screen reading, speech-to-text, Seeing AI, Magnifier, and more




## Hearing

Live captions and meeting transcriptions with translation



## Neurodiversity

Immersive Reader, Focus Assist, and more tools to improve comprehension



## Mental Health

Minimize visual distractions and organize your to-dos



## Learning

Learning Tools to make reading and writing accessible



## Mobility

Type with your voice or use assistive technology alongside Windows 10

# Choose the solutions that meet your needs

While various Microsoft features and products do work together as a unified solution, you can also take a more modular approach and choose the products that best suit your needs. This is a recap of some of the key capabilities available.



## Features included in every level, free for education

Class sessions with breakout rooms, recording, live captions, and digital whiteboard  
Assignments, quizzes, grades, and student insights  
Group and 1:1 chat with integrated apps and polls



Real-time collaboration on documents



Notes and coursework, both online and off



Secure file storage and sharing



Online learning paths and support



## Upgrades to take the student experience to the next level

Data dashboards with personalized insights



Hands-on virtual labs



Apps, flows, and bots to tailor teaching



Teams Rooms and Surface Hubs



Microsoft Surface and Windows devices





# Microsoft is deeply invested in higher education

Microsoft builds products specifically for education and offers a holistic learning platform—not just a point solution designed to fulfill only one need.



Microsoft provides a holistic education solution with a unified collaboration platform, integrated intelligence, and a secure cloud



Microsoft employs 400+ engineers building education-specific technologies, with 100 million or more students worldwide using Microsoft Teams



Microsoft offers free online training and resources to help students and faculty ramp up on the latest technologies, build new skills, and earn certifications



# Get started today

To embark on any of the steps below, please reach out to us [at this link](#)—we look forward to hearing from you!



**Schedule an L200 Blended and Hybrid Learning Presentation** from a Microsoft specialist to go deeper on solutions



**Set up an envisioning session** to determine which solutions are right for your institution



**Ready to onboard?** Contact FastTrack for Microsoft 365 at [microsoft.com/FastTrack](https://microsoft.com/FastTrack) for deployment assistance from specialists